



SINGLE BUILT-IN AND DROP-IN RECTANGULAR HEATED WELLS

Models HWBL-FUL, -FULD, HWB-FUL, -FULD, -FULDA HWBH-FUL, -FULD HWBL-43, -43D, -43DA HWB-43, -43D, -43DA HWBH-43, -43D, -43DA HWBLI-43, -43D HWBI-43, -43D HWBHI-43, -43D

Hatco Built-In Rectangular Heated Wells provide flexibility and quality, with many options to choose from. These units hold steam table food hot and fresh with thermostats that read the actual temperatures and add heat only when needed.

FLEXIBILITY

UL approved Built-In Rectangular Heated Wells are available in two sizes: full-size, and insulated and uninsulated rectangular 4/3 size. Choose a model with or without a drain, in low, standard, or high watt, and with or without a cord and plug (HWB-43 Series has no cord and plug). The standard compact controls, or optional recessed controls can be conveniently placed where needed. The HWB Full-Size Rectangular series are available in a standard front or an optional right or left auto-fill location.

QUALITY

The following features assure the finest performance for years to come:

- Superior thermostat controls that read the actual temperature of the well and add heat only if needed.
- Controls feature a separate lighted ON/OFF rocker switch and temperature dial, allowing preset temperatures to be maintained.
- 50% larger drain with flat screen simplifies cleaning and holds pans level.
- Easy service access to heating elements and thermostats.
- Mounting kits for combustible countertops available.
- EZ locking hardware for quick installation.
- Thicker stainless steel construction and solid brazed joints for durability.
- An optional WM or ITC Control Assembly is also available that will replace most existing controls on a customer's Drop-In Heated Well Unit.



Model HWB-FULD with accessory food pan

Ordering Instructions

Please specify the following with each order:

- 1. Desired Voltage:** 120, 208, or 240V (export voltage available)
- 2. Base Size of Heated Well:**
Rectangular:
A. Full (12" x 20" (305 x 508 mm))
B. 4/3 (12" x 27" (305 x 686 mm))
- 4. Drain** (with or without)
- 5. Auto-fill** (with or without)
Location:
A. Front (Standard)
B. Left
C. Right
- 6. Mounting Style:**
A. Top Mounted
B. Bottom Mounted (rectangular full size units only)
- 7. Wattage:**
A. High Watt
B. Standard Watt
C. Low Watt (120V only)
- 8. Agency:**
A. UL and CUL
B. UL-EPH (sanitary listing)
C. CE Mark available on standard and high watt units



Model HWB-43D with accessory food pans (single unit holding 4 third-size pans)



Quick access heating element and thermostat, for easy service

Built-in and Drop-in Heated Wells Countertop Cutout Dimensions

| Model Series | Minimum Width | Maximum Width | Minimum Depth | Maximum Depth | Below Counter |
|----------------|-----------------|-----------------|-----------------|-----------------|----------------|
| HWB-FUL | 12.63" (321 mm) | 12.94" (328 mm) | 20.63" (524 mm) | 20.94" (532 mm) | 8.57" (218 mm) |
| HWB-FUL* | 14" (356 mm) | 14.25" (362 mm) | 22" (559 mm) | 22.25" (565 mm) | 8.57" (218 mm) |
| HWB-, HWBI-43 | 12.69" (322 mm) | 12.94" (329 mm) | 27.69" (703 mm) | 28" (711 mm) | 8.56" (217 mm) |
| HWB-, HWBI-43* | 14" (356 mm) | 14.25" (362 mm) | 29" (737 mm) | 29.25" (743 mm) | 8.56" (217 mm) |

* Indicates cutout dimensions for a combustible countertop surface.



Standard thermostatic control with bezel



Optional larger recessed thermostatic control



Optional WM Control Assembly that will replace most existing controls (not for auto-fill)



Optional ITC Control (not for auto-fill, low watt configurations or units without a drain)



Standard Control for Auto-fill

Control Cutout Dimensions

- Standard Compact Control Panel Cutout: 3.25"W (83 mm) x 3.75"H (95 mm)
- Optional Recessed Control Panel Cutout: 5.88"W (149 mm) x 6.38"H (162 mm)
- Optional WM Control Assembly Panel Cutout: 4.78"W (121 mm) x 5"H (127 mm)
- Optional ITC Control Assembly Panel Cutout: 5.875"W (149 mm) x 6.81"H (173 mm)

Control Cutout Dimensions for HWB-43DA, HWB-FULDA

- Standard Control Panel Cutout: 10.13"W (257 mm) x 4.75"H (121 mm)



HATCO CORPORATION P.O. Box 340500 Milwaukee, WI 53234-0500 U.S.A.
(800) 558-0607 • (414) 671-6350 • Fax (800) 543-7521 • Int'l. Fax (414) 671-3976
www.hatcocorp.com • E-mail: equipsales@hatcocorp.com

ONE YEAR ON-SITE PARTS AND LABOR WARRANTY PLUS ONE ADDITIONAL YEAR PARTS ONLY WARRANTY ON THE METAL SHEATHED HEATING ELEMENT.

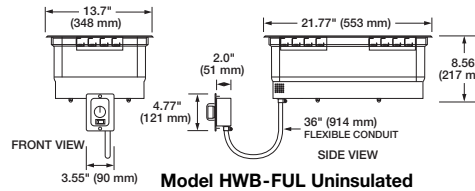
Form No. HWB-RECT Spec Sheet

Printed in U.S.A.
March, 2014

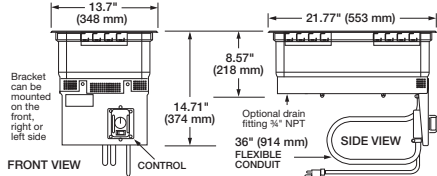


SINGLE BUILT-IN AND DROP-IN RECTANGULAR HEATED WELLS

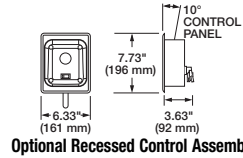
Models HWBL-FUL, -FULD HWB-FUL, -FULD, -FULDA HWBH-FUL, -FULD HWBL-43, -43D, -43DA HWB-43, -43D, -43DA HWBH-43, -43D, -43DA HWBLI-43, -43D HWBI-43, -43D HWBHI-43, -43D



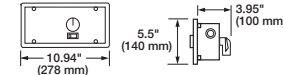
Model HWB-FUL Uninsulated



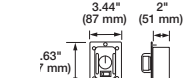
Model HWB-FUL with Cord Uninsulated Top Mount
(Insulated-HWB-FUL with Cord under options)



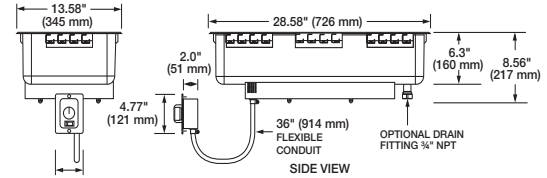
Optional Recessed Control Assembly



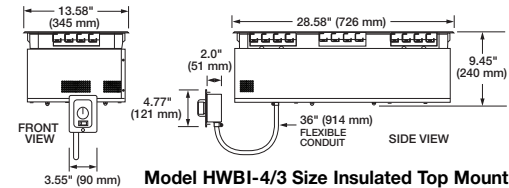
Auto-fill Control Assembly for HWB-FULDA



Standard Control Assembly for HWB-FUL with cord



Model HWB-4/3 Size Uninsulated Top Mount



Model HWBI-4/3 Size Insulated Top Mount

SPECIFICATIONS

Full Size Rectangular Models – Low Watt

| Model* | Volts | Watts | Amps | Shipping Weight |
|------------|-------|-------|------|-----------------|
| HWBL-FUL | 120 | 750 | 6.3 | 22 lbs. (10 kg) |
| HWBL-FULD | | | | 24 lbs. (11 kg) |
| HWBL-FULDA | | | | 27 lbs. (12 kg) |

Full-Size Rectangular Models – Standard Watt

| Model* | Volts | Watts | Amps | Shipping Weight |
|-----------|-------|-------|------|-----------------|
| HWB-FUL | 120 | 1200 | 10.0 | 21 lbs. (10 kg) |
| HWB-FULD | 208 | | 5.8 | 24 lbs. (11 kg) |
| | 240 | | 5.0 | |
| HWB-FULDA | 120 | 1215 | 10.1 | |
| | 208 | | 5.8 | |
| | 240 | | 5.1 | |

Full-Size Rectangular Models – High Watt

| Model* | Volts | Watts | Amps | Shipping Weight |
|------------|-------|-------|------|-----------------|
| HWBH-FUL | 120 | 1650 | 13.8 | 21 lbs. (10 kg) |
| HWBH-FULD | 208 | | 7.9 | 24 lbs. (11 kg) |
| | 240 | | 6.9 | |
| HWBH-FULDA | 120 | 1665 | 13.9 | |
| | 208 | | 8.0 | |
| | 240 | | 6.9 | |

4/3 Size Rectangular Models – Low Watt

| Model* | Volts | Watts | Amps | Shipping Weight |
|-----------|-------|-------|------|-----------------|
| HWBL-43 | 120 | 750 | 6.3 | 30 lbs. (14 kg) |
| HWBL-43D | | | | 33 lbs. (15 kg) |
| HWBL-43DA | | | | 36 lbs. (16 kg) |
| HWBLI-43 | 120 | 750 | 6.3 | 38 lbs. (17 kg) |
| HWBLI-43D | | | | 41 lbs. (19 kg) |

4/3 Size Rectangular Models – Standard Watt

| Model* | Volts | Watts | Amps | Shipping Weight |
|----------|-------|-------|------|-----------------|
| HWB-43 | 120 | 1200 | 10.0 | 30 lbs. (14 kg) |
| HWB-43D | 208 | | 5.8 | 33 lbs. (15 kg) |
| HWB-43DA | 240 | | 5.0 | 36 lbs. (16 kg) |
| HWBI-43 | 120 | 1200 | 10.0 | 38 lbs. (17 kg) |
| HWBI-43D | 208 | | 5.8 | 41 lbs. (19 kg) |
| | 240 | | 5.0 | |

* "D" added to model number indicates unit with 3/4" NPT drain.

"A" added to model number indicates autofill. "I" added to model number indicates insulated unit.

OPTIONS (NOT FOR RETROFIT)

- Flush Mount and WM Assembly Control Bezel in *Designer* Colors: Warm Red, Black, Gray Granite, White Granite, Navy Blue, Hunter Green, Antique Copper (not available for HWB-FUL w/cord, non-standard color non-returnable)
- Extended High Temp Lead Wire (Lead wire only – conduit not included) (Models are shipped with 1' (305 mm) of lead wire – no conduit)
- Thermostat with 6' (1829 mm) Capillary
- Larger Recessed Thermostat Control
- WM Control Assembly (not available for export models)
- ITC Control Assembly (not available for Auto-fill, Round Wells, low watt configurations or units without a drain)

- HWBI or HWB with cord (120 volts only)

ACCESSORIES

- Mounting Kit for Combustible Countertops (All Models)
- 12" (305 mm) and 20" (508 mm) Pan Support Bars
- Stainless Steel Food Pans
- Adapters to Convert Warmers to Hold 4 Quart (4 Liter), 7 Quart (7 Liter) or 11 Quart (10 Liter) Inserts, 11 Quart (10 Liter) Insert for Model HWB-43 Series only
- 3/4" NPT Ball or Gate Valve for Unit with Drains
- Left or Right Water Fill Hole (Front is standard, 43DA models only)

PRODUCT SPECS

Built-in Heated Well

The Built-in and Drop-In Rectangular Heated Well with or without cord and plug (HWB-43 Series has no cord and plug) shall be a Model ... as manufactured by the Hatco Corporation, Milwaukee, WI 53234 U.S.A.

With 24/7 parts and service assistance (U.S. and Canada only), the Built-in Heated Well shall be rated at ...watts, ...volts, and be

...inches (millimeters) in overall width and be ...inches (millimeters) in overall depth. It shall consist of stainless and aluminized steel housing with a metal sheathed heating element, EZ locking hardware for installation, and a remote thermostat with lighted power switch.

Accessories may include stainless steel mounting kit, adapter bars, adapter top, and valves.

HATCO CORPORATION P.O. Box 340500 Milwaukee, WI 53234-0500 U.S.A. • (800) 558-0607 • (414) 671-6350
Fax (800) 543-7521 • Int'l. Fax (414) 671-3976 • www.hatcocorp.com • E-mail: equipsales@hatcocorp.com