



Project \_\_\_\_\_  
 Item # \_\_\_\_\_  
 Quantity \_\_\_\_\_


## Drop-In Hot/Cold Wells

Models: HCWBI-2DA  
 HCWBI-3DA  
 HCWBI-4DA  
 HCWBI-5DA  
 HCWBI-6DA



Combining the legendary technology of both the Hatco Heated and Refrigerated Wells into one unit to create the ultimate flexibility in your buffet line or catering needs. You can keep hot foods at safe serving temperatures during the morning hours and then switch to prechilled food products at the lunch hour peaks.

### Standard features


- Hot/Cold Combination Drop-In Well can house a variety of pans, full-size, half-size or third-size and available in a two through six pan configuration.
- Easy to read and use electronic control assembly and pan support bars.
- Cold Mode: Similar to Hatco's CWB Cold Well, including auto-defrost, easy serviceability, optimal insulation and efficient condenser. Includes cold mode pan supports.
- Hot Mode: Utilizes the same time-tested FR2 Hydro-Heater (Bain Marie) with "free flow" technology for an efficient and safe operation with a longer life, includes drain, auto-fill and hot mode frame for pan support.
- Adjustable set points to keep your particular food items at optimum temperatures.
- Remote control box can be mounted to front counter for easy access (any vertical surface within approximately 5' (1524 mm)).
- Matches the Hatco line of Refrigerated and Heated Wells for a fully integrated look.



*Hot Mode: HCWBI-2DA shown with accessory food pans and hot mode pan supports (included), which are designed specifically for easier and safer handling of foods.*

*Cold Mode: HCWBI-2DA shown with accessory food pans and cold pan support bars. Unique angled inside wall design provides easy access and clear views, while allowing cold air to effectively blanket your food product.*



*"COLD - OFF - HOT" three position rocker switch, with digital read-outs for either the hot or cold mode.*

### Options (available at time of purchase only)

- Additional Four Year Parts Only Warranty on the Compressor
- Three-Phase Wiring

### Accessories

- FR2: Flush Hose, Cleaning Brush, Stopper and Adapter
  - 12" (305 mm) Pan Support for Drop-In Refrigerated Wells
  - 20" (508 mm) Pan Support for Drop-In Refrigerated Wells
- Rectangular Full-Size Stainless Steel Food Pans:
- Third-Size (2.5" [64 mm] H)
  - Full-Size (2.5" [64 mm] H)
  - Full-Size (6" [152 mm] H)
  - Half-Size (2.5" [64 mm] H)
  - Full-Size (4" [101 mm] H)



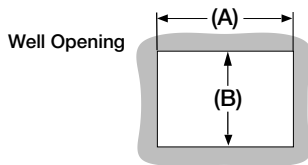
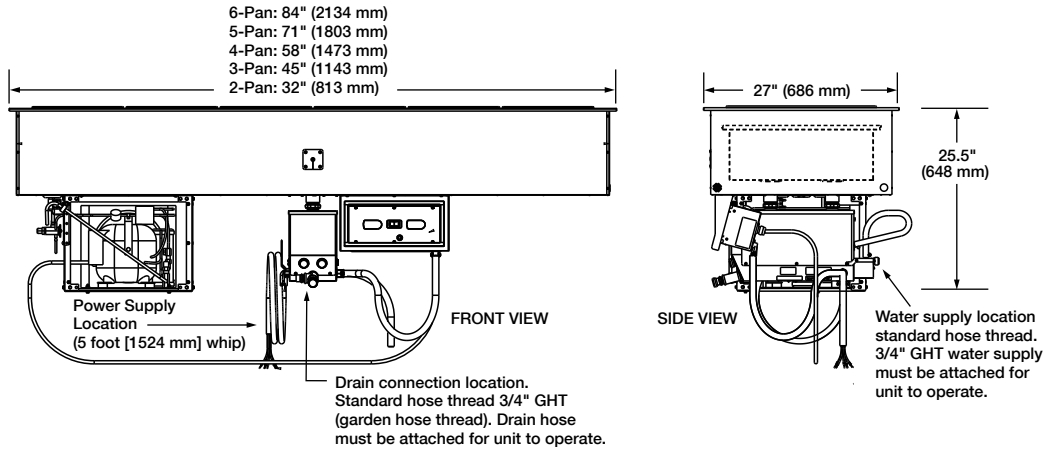
**HATCO CORPORATION** | P.O. Box 340500 Milwaukee, WI 53234-0500 U.S.A. | (800) 558-0607 | (414) 671-6350  
 Fax: (800) 543-7521 | Int'l. Fax: (414) 671-3976 | www.hatcocorp.com | email: equipsales@hatcocorp.com



# Drop-In Hot/Cold Wells

Models: HCWBI-2DA, -3DA, -4DA, -5DA, -6DA

## All HCWBI-2DA, -3DA, -4DA, -5DA, -6DA Series



### Cutout Dimensions for Drop-In Hot/Cold Wells

Model	Minimum Width (A)	Maximum Width (A)	Minimum Depth (B)	Maximum Depth (B)
HCWBI-2DA	30.125" (765 mm)	31" (787 mm)	25.19" (640 mm)	26" (660 mm)
HCWBI-3DA	43.125" (1095 mm)	44" (1118 mm)		
HCWBI-4DA	56.125" (1426 mm)	57" (1448 mm)		
HCWBI-5DA	69.125" (1756 mm)	70" (1778 mm)		
HCWBI-6DA	82.125" (2086 mm)	83" (2108 mm)		

## SPECIFICATIONS

### Drop-In Full-Size Insulated Rectangular Models

Model	Dimensions (Width x Depth x Height)	Well Height	Compressor Size	Volts	Watts	Amps		Plug	Ship Weight*
						Single	Three		
HCWBI-2DA	32" x 27" x 25.5" (813 x 686 x 648 mm)	12" (305 mm)	1/4 hp	120/208	3000	14.5	8.4	Hardwired	201 lbs. (91 kg)
				120/240		12.5	7.3		
HCWBI-3DA	45" x 27" x 25.5" (1143 x 686 x 648 mm)			120/208		14.5	8.4		
				120/240		12.5	7.3		
HCWBI-4DA	58" x 27" x 25.5" (1473 x 686 x 648 mm)		1/3 hp	120/208	4000	19.2	11.2		251 lbs. (114 kg)
HCWBI-5DA	71" x 27" x 25.5" (1803 x 686 x 648 mm)		1/2 hp	120/240	6000	16.7	9.6		
		120/208		28.8		16.7			
HCWBI-6DA	84" x 27" x 25.5" (2134 x 686 x 648 mm)	120/240	6000	25.0	14.5	301 lbs. (137 kg)			
		120/208		28.8	16.7				
				120/240		25.0	14.5	311 lbs. (141 kg)	

\* Shipping weight includes packaging.

## PRODUCT SPECS

### Drop-In Hot/Cold Wells

The Drop-In Hot/Cold Well shall be a Model ... as manufactured by the Hatco Corporation, Milwaukee, WI 53234 U.S.A., the Drop-In Hot/Cold Heated Well shall be rated at ...watts, ...volts, and be ...inches (millimeters) in overall width and be ...inches (millimeters) in overall depth. It shall consist of stainless and aluminized steel housing, electronic control panel (digital temperature display, drain, auto-fill, power light, and 3-position rocker switch (Hot, Off, and Cold), and pan support bars for full-size pans in cold and hot modes.

COLD MODE: A condensing unit, sight glass, service valves, receiver, and a dryer/ filter. The digital temperature display for the Cold mode will have a set point of 32°F (0°C) and can be adjusted from 10° to 50°F (-12° to 10°C).

HOT MODE: The patented Hatco FR2 (Bain-Marie) shall consist of 1 to 3 stainless steel tubes wrapped with external heating elements. Each tube may be accessed for cleaning purposes. The unit may be emptied easily by a convenient drain and have a low-water cut-off. The digital temperature display for the Hot mode will have a set point of 192°F (89°C) and can be adjusted from 65° to 192°F (18° to 89°C). Accessories may include pan support bars, and stainless steel food pans.

With 24/7 parts and service assistance (U.S. and Canada only)